



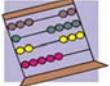





Topic : Moving and Growing

<p>RE</p> 	<ul style="list-style-type: none"> • Learning about God's Creation • Recognising we are all special and discussing what makes us special. • Understanding that we are all part of God's special family and that he loves us all.
<p>Communication and Language</p> 	<ul style="list-style-type: none"> • Talking about events and past times that interest us and sharing ideas with small groups. • Using language to imagine and role play with others. • To maintain attention for short periods of time.
<p>Physical Development</p> 	<ul style="list-style-type: none"> • Exploring different ways of moving in spaces egg jumping, crawling and sliding. • Using movements to express their moods and feelings. • Observing the effects of activity on their bodies • Holds a pencil correctly to begin to form letters and numbers.
<p>Personal social and Emotional Development</p> 	<ul style="list-style-type: none"> • Settling the children into Reception routine. • Making new friends. • Sharing and helping others • Talking about what makes us happy , sad , angry. • Following class rules.
<p>Maths</p> 	<ul style="list-style-type: none"> • Recognising numbers 1-10 and then 11-20 • Counting and ordering numbers up to a set of 10 and beyond if able • Exploring shape and space through play, making pictures and patterns and talking about shapes of everyday objects. • Ordering two or three items by size or length.
<p>Literacy</p> 	<ul style="list-style-type: none"> • Giving meaning to their marks. • Hear, say and read initial sounds in words • Use sounds to make simple words like cat, dog, hat • Listening to stories with increasing attention and recall. • Singing and saying rhymes every day to explore rhymes and rhythms
<p>Understanding of the World</p> 	<ul style="list-style-type: none"> • Discussing how we are all different in looks, size, and what we can do. • Finding out how plants change as they grow and what they need to grow • Talk about ourselves and how we grow and change. • Use a simple program on a computer
<p>Expressive Arts and Design</p> 	<ul style="list-style-type: none"> • Painting pictures of themselves and family looking closely at the colours of their eyes and hair. • Using play dough and junk modelling to make 3d structures. • Joining in with dancing and circle games and sing simple songs. • Explore the different sounds of instruments